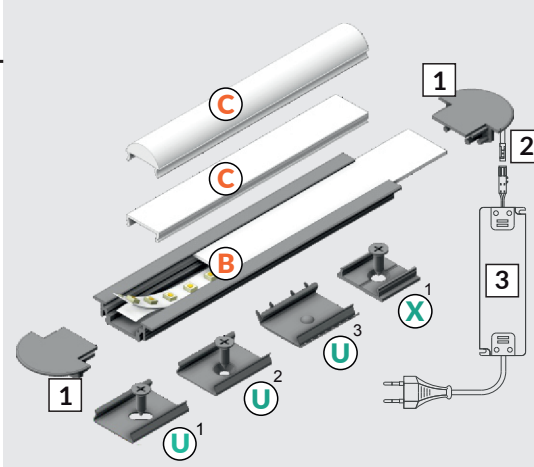
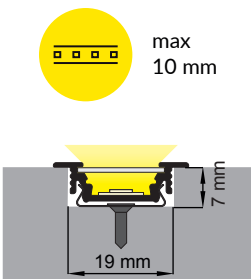
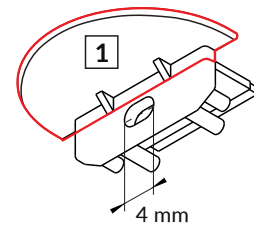



# GROOVE10 BC/UX

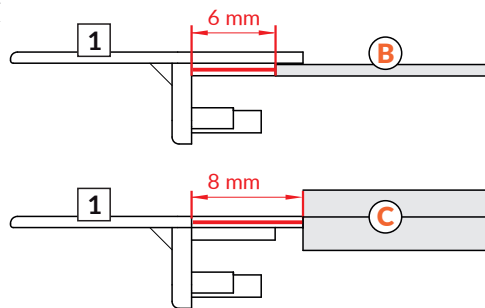
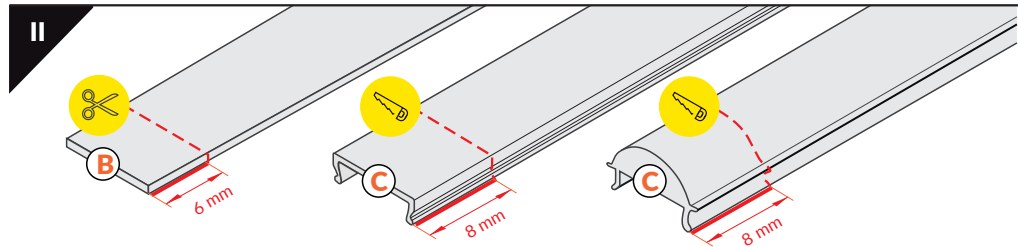
RECESSED PROFILE / WPUSTOWY



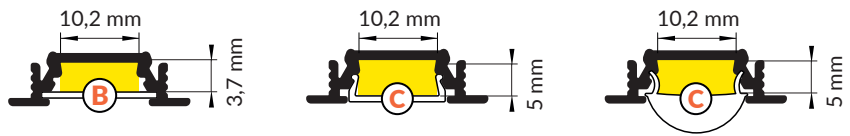
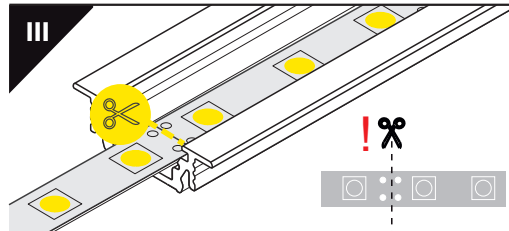
- B** B slide cover  
klosz B wsuwany
- C** C lens click cover  
klosz C klik soczewka
- U<sup>1</sup>** U flexible mounting plate  
uchwyt U sprężysty
- U<sup>2</sup>** cone U flexible mounting plate  
uchwyt U sprężysty cone
- U<sup>3</sup>** rack U flexible mounting plate  
uchwyt U sprężysty rack
- 1** GROOVE10 ending  
with hole  
zaślepka  
GROOVE10  
z otworem
- 2** power supply cable  
kabel zasilania
- 3** LED power supply  
zasilacz LED
- X<sup>1</sup>** X mounting plate  
Uchwyt X



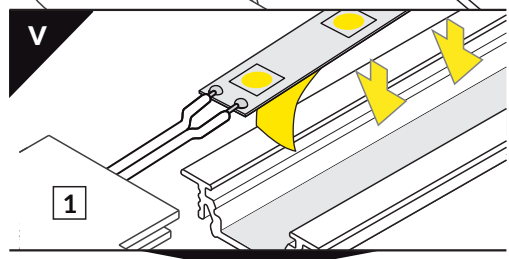
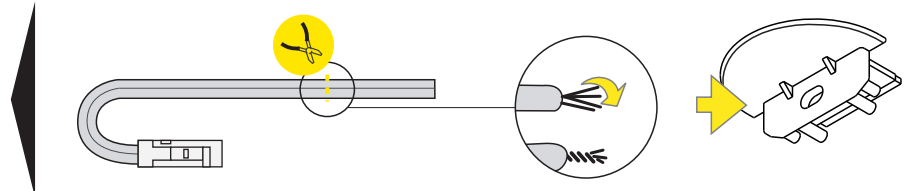

**Note!** Ending thickness increases the length of the luminaire (+ 2 x 13 mm) and the length of the mounting space (+ 2 x 3 mm).  
**Uwaga!** Grubość zaślepki zwiększa długość oprawy (+ 2 x 13 mm) i długość otworu montażowego (+ 2 x 3 mm).



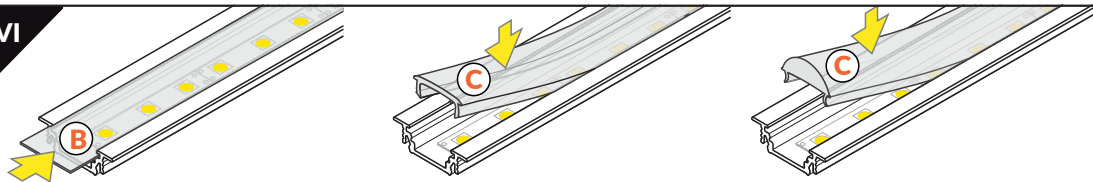
**Note!** Ending decreases the length of the cover -  
**Uwaga!** Zaślepka zmniejsza długość klosza - **B** - 2 x 6 mm; **C** - 2 x 8 mm.



Dimensions of the space to install LED source. / Wymiary przestrzeni do zamontowania źródła LED.



VI

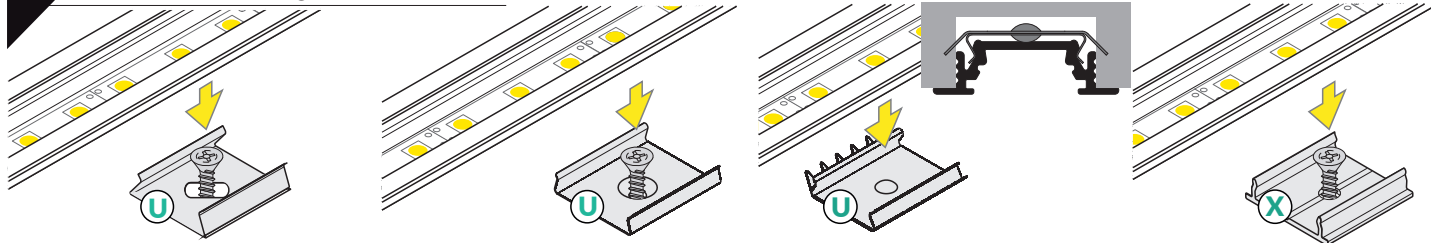
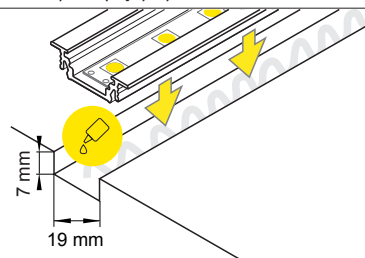
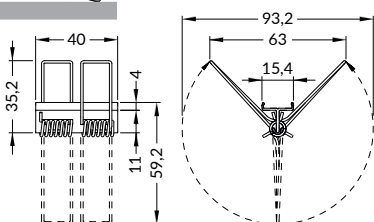
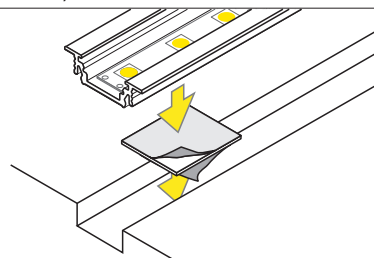


B slide cover / klosz B wsuwany

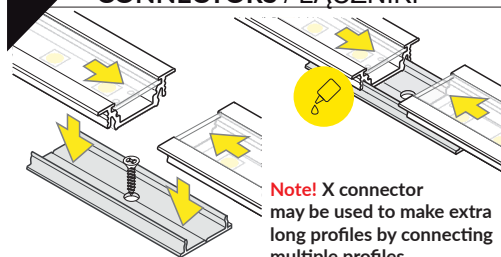
C click cover / klosz C klik

C lens cover / klosz C soczewaka

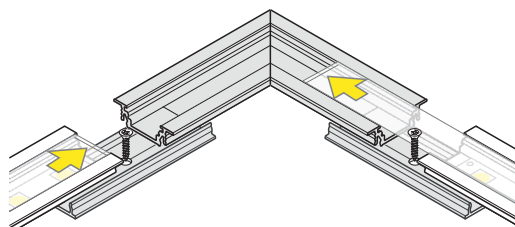
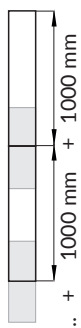
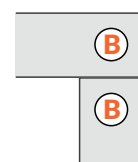
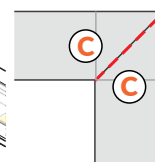
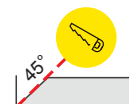
## VII MOUNTING / MONTAŻ

U flexible mounting plate  
uchwyt U sprężystycone U flexible mounting plate  
uchwyt U sprężysty conerack U flexible mounting plate  
uchwyt U sprężysty rackX mounting plate  
uchwyt Xspring X mounting plate  
uchwyt X sprężynaglue  
klej montażowytwo-sided adhesive tape 25x25  
taśma mocująca dwustronna 25x25

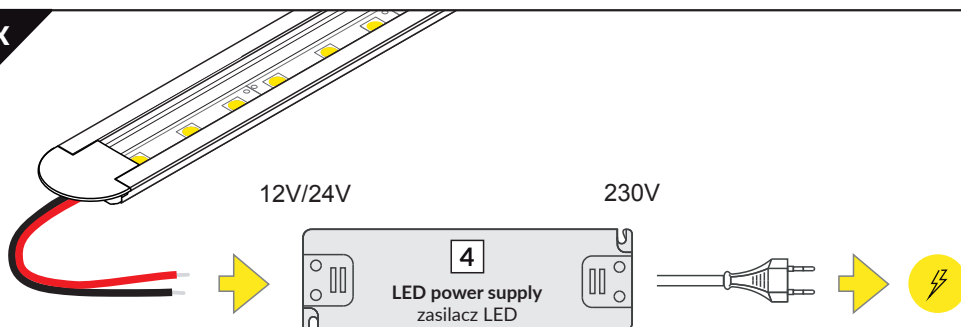
## VIII CONNECTORS / ŁĄCZNIKI

X connector  
łącznik X

**Note!** X connector  
may be used to make extra  
long profiles by connecting  
multiple profiles.  
**Uwaga!** Łącznik X może  
być użyty do stworzenia  
pojedynczego bardzo  
długiego profilu.

GROOVE10 L Connector  
łącznik L GROOVE10

IX



12V/24V

230V

4  
LED power supply  
zasilacz LED

## ACCESSORIES / AKCESORIA

- power switches
- controller + remote
- movement sensors
- 
- włączniki
- sterownik + pilot
- czujniki ruchu