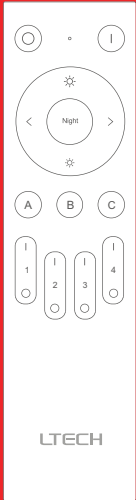


# LTECH



## Bluetooth LED Remote

RC4-BLE

Manual  
[www.ltech-led.com](http://www.ltech-led.com)

## Product Introduction

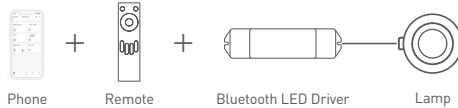
Bluetooth LED remote adopts Bluetooth 5.0 SIG Mesh technology with low power consumption. Work with a Bluetooth wireless LED driver to simultaneously control different types of light fixtures in multiple zones. You can turn lights on/off, set the dim level, change color temperature and colors of lights with one remote. Simple and flexible operations put you in easy control of your lighting and make life smarter.

## Technical Specs

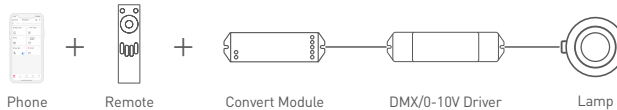
Model: RC4-BLE  
 Working Voltage: 3Vdc (Button Battery CR2032)  
 Wireless Protocol Type: Bluetooth 5.0 SIG Mesh  
 Working Temperature: -20°C~55°C  
 Dimensions(L×W×H): 40×150×13(mm)  
 Package Size (L×W×H): 46×155×19(mm)  
 Weight(G.W.): 85g

## Recommend Applications

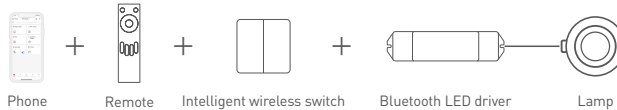
1. Achieve fast dimming control.



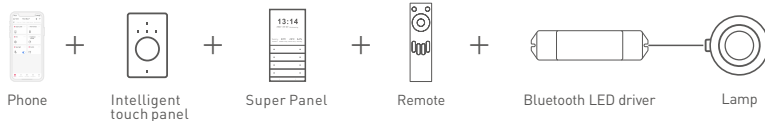
2. Link up the remote with the driver via App to control the driver both by App and remote.



3. Link up the remote with the driver via App to control the driver by APP, remote and wireless switch.

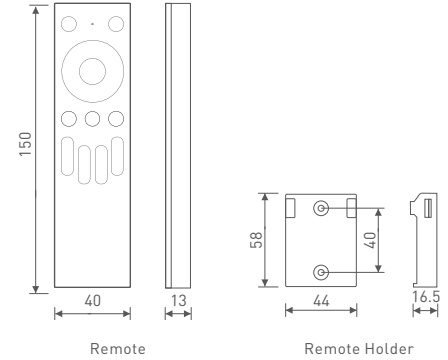


4. Link up the American base wall switch (Intelligent touch panel) with the driver via APP to control the driver both by App and wall switch. By connecting the Super Panel to the network, you are allowed to control the driver, cloud scenes and automation remotely with App.

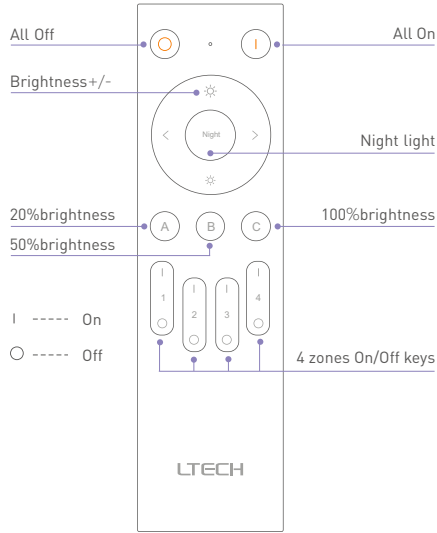


## Dimensions

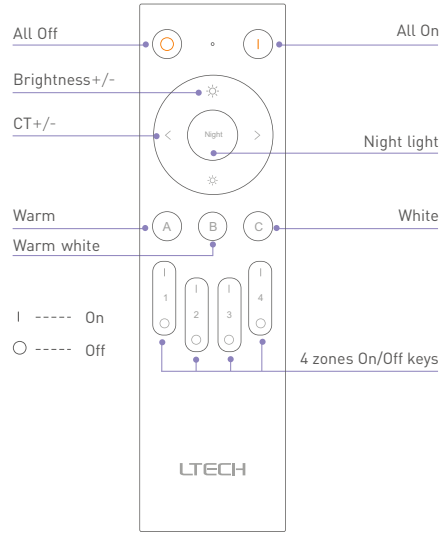
Unit: mm



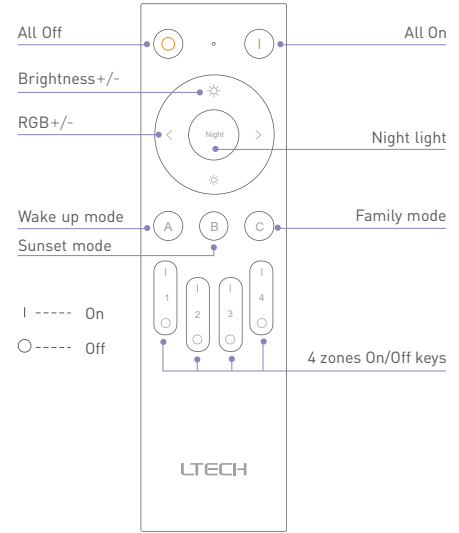
## Remote -DIM



## Remote - CT

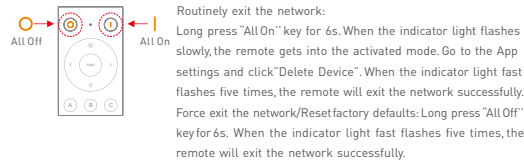
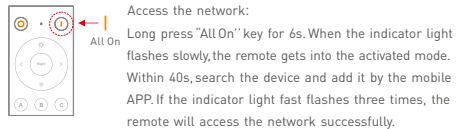


## Remote - RGB/RGBW/RGBWY



- "On" keys of 4 zones allow you to turn on the lights and select the zones. "Off" keys to turn off the lights and deselect the zones. If you have selected one zone, press the "On" keys of other zones within 3s and you'll be able to control all the selected zones with 8 dimming keys (⊕). If one zone is repeatedly selected within 3s, the other zones you selected previously will be canceled (e.g. If Zone 1, Zone 2, Zone 3 have been selected and you press "ON" key of Zone 1 again, then only Zone 1 will be selected and Zone 2, Zone 3 will be canceled).
- All On (⊕)/All Off (⊖) keys are to simultaneously turn on /off the lights of all zones, but the 8 dimming keys are still in control of the previously selected zones before turning lights off.

## How to Access & Exit the Network



- \* This manual is subject to changes without further notice. Product functions depend on the goods. Please feel free to contact our official distributors if you have any question.

\* One remote can pair up above three type of light fixtures, but each group can only control the same color type of lights.